

**Smart Innovation Set**

coordinated by  
Dimitri Uzunidis

Volume 26

---

# **Sustainable Production System**

---

*Eco-development versus  
Sustainable Development*

Clément Morlat

Color section



**Figure 3.6.** *Simplified representation of the galleries of the dialogue portal around ePLANETe. Blue knowledge*

Entrepreneurs du BTP	Habitants	Associations	Pouvoirs publics locaux	Etat et Région	Employés du BTP	Travailleurs hors emploi		
<b>Humain</b> ✓	<b>Ecosystème</b> ✓	<b>Finance</b> ✓	<b>Gouvernance</b> ✓ <b>Propagation</b> ✓					
Constructi.. ✓	Switch to edit	Switch to edit	Indicator	Judgement	Weak	Medium	Strong	Weight
	Switch to edit	Switch to edit	Adaptation à la dema..	X+ Adapté				57
	Switch to edit	Switch to edit	Addition au stock dé..	X+ Risqué				74
	Switch to edit	Switch to edit	Amortissement des ac..	X+ Mitigé				58
	Switch to edit	Switch to edit	Coût direct de l'act...	X+ Adapté				73
	Switch to edit	Switch to edit	Gagner des marchés > ...	X+ Inadapté				33
Energie et.. ✓	Switch to edit	Switch to edit	Switch to edit	Switch to edit	Switch to edit	Switch to edit	Switch to edit	Switch to edit
Transports ✓	Switch to edit	Switch to edit	Switch to edit	Switch to edit	Switch to edit	Switch to edit	Switch to edit	Switch to edit
Participat.. ✓	Switch to edit	Switch to edit	Switch to edit	Switch to edit	Switch to edit	Switch to edit	Switch to edit	Switch to edit
Education ✓	Switch to edit	Switch to edit	Switch to edit	Switch to edit	Switch to edit	Switch to edit	Switch to edit	Switch to edit
Emploi ✓	Switch to edit	Switch to edit	Switch to edit	Switch to edit	Switch to edit	Switch to edit	Switch to edit	Switch to edit

**Indicator selector**

Create a new indicator

Candidate Indicators:

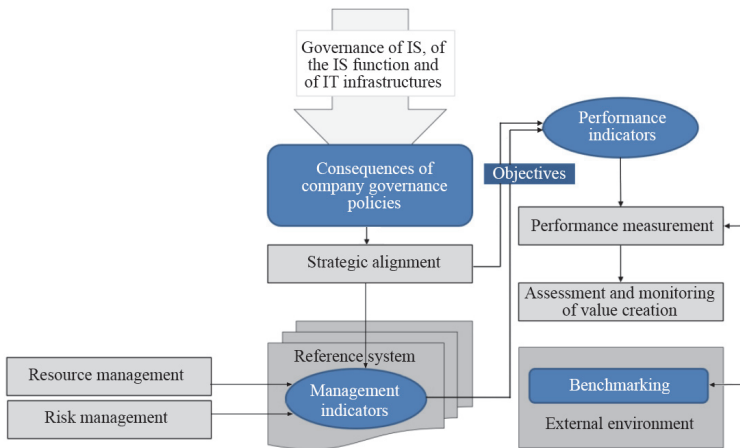
- ☐ Acceptabilité de l'implantation > >
- ☐ Accidents de travail > >
- ☐ Accompagnement par les élus > >
- ☐ Adaptation des techniques/recy.. > >
- ☐ Adaptation à la demande & gest.. > >
- ☐ Addition au stock déconstruit .. > >

Search Reset

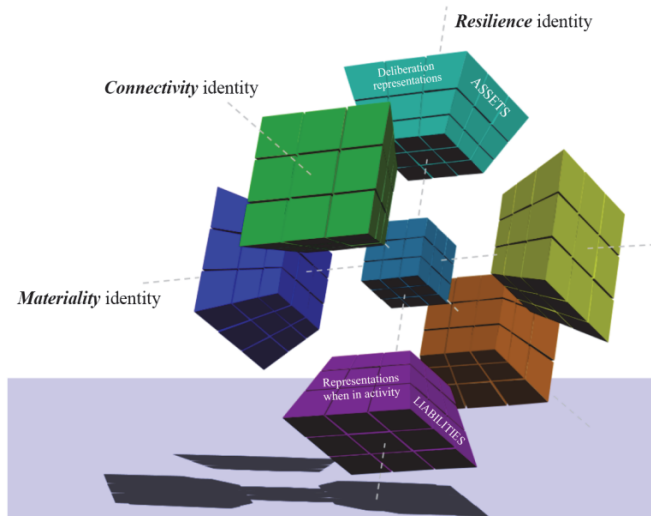
Figure 3.8. Example of use (screenshot) of the KerBabel™ Deliberation Matrix

Economy	Physical consistency	Forecast availability	Loads continuity	Rational use	Quality of resources
	Profitability	Interpretation of the EBE			
	Cost of production	Operating expenses			
	Investment	Depreciation of assets			
	Resilience	Adaptation to demand and flow management			
	Local value	Local value creation			
Process	Involvement	Involvement of stakeholders			
	Understanding	Shared culture			
	Experience	Solution experience			
	Representativeness	Diversity of influences			
	Social dialogue	Internal reflection			
	Impulse	Leadership			
Propagation	Technical system	Technical and prospective strategy			
	Economic outlook	Comparative availability	Comparative costs	Comparative costs	Comparative costs
	Compatibility	Compatibility with the supply chain			
	Acceptability	Societal acceptability			
	Regulation	Regulatory developments			
	Business models	Legal and economic arrangements			

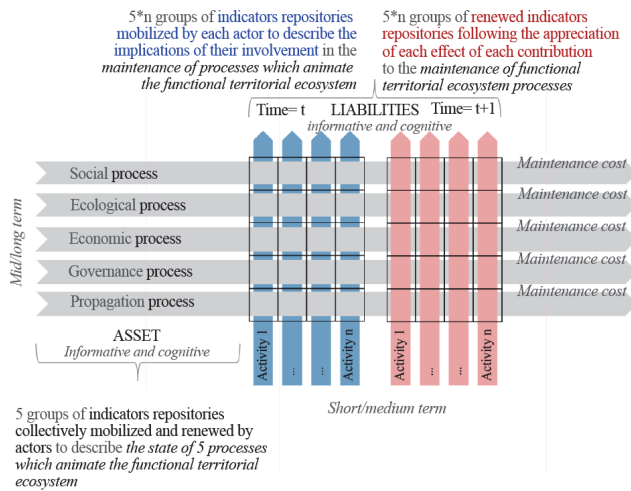
**Table 4.1.** Indicator system mobilized by the “G4U” algorithm (O’Connor et al. 2015)



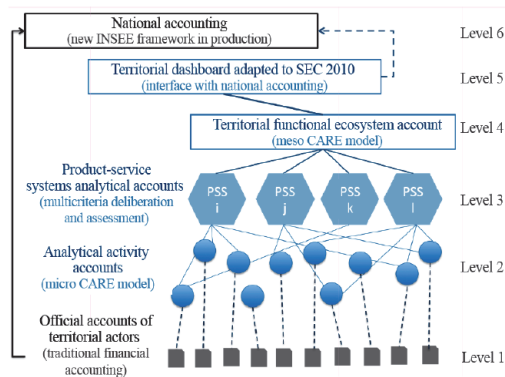
**Figure 5.2.** *The five drivers of governance versus management and performance indicators. Adapted from Bounfour and Epinette (2006, p. 200)*



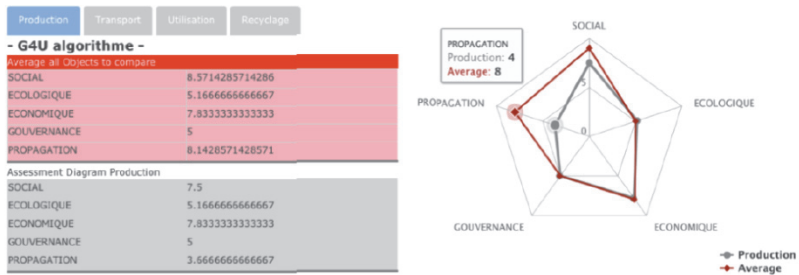
**Figure 5.6.** *The Knot KRR associated with the informative and cognitive assessment of the functional ecosystem, broken down according to the dimensions of a triple heritage identity (visual realization with the MagicCube 4D tool; <http://superliminal.com/cube/cube.htm>)*



**Figure 6.3.** Logic for evaluating the role of the territorial informative and cognitive heritage in a dynamic modeling of cost systems approach necessary for the sustainability of a territory



**Figure 6.5.** Articulations of the territorial information system recommended for the dynamic modeling of cost systems approach for sustainable territories management



**Figure 6.8.** Results of the multi-criteria G4U analysis on the ePLANETe.Blue portal (fictional case)